

Large Group Activity

A Trip to the Fire Station

MovingMindscbc5/2016

Teacher tells a story about a field trip to the fire station. The story involves movement and number counting. Below is a list of things that you will see in a fire station and next to it is a movement to do when mentioning it. To get the number of repetitions to do the movement, the teacher can ask the children a question to elicit a number or the teacher can state a number. For example, when the teacher starts talking about the firemen sliding down the fire pole. The teacher may ask the children, "How many firemen slide down the pole?"

Story Outline:

1) To get to the fire station:



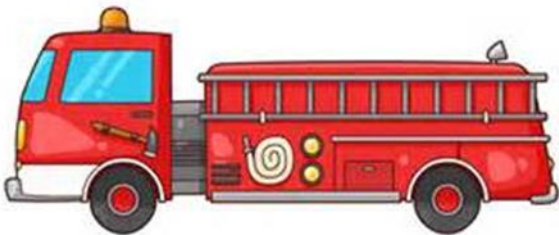
©yayayoyo * illustrationsOf.com/1095332

Children are biking there. ----- Children sit on the floor, leaning back propped on their hands, while doing a pedaling motion with their legs.

2) At the fire station, what do you see & how many do you see?



----- Have children jump on 2-feet the # of firemen they see?



----- Have children hop on 1-foot, the number of fire trucks they see.

3) Describe a fireman's day & duties.
You can include the following.



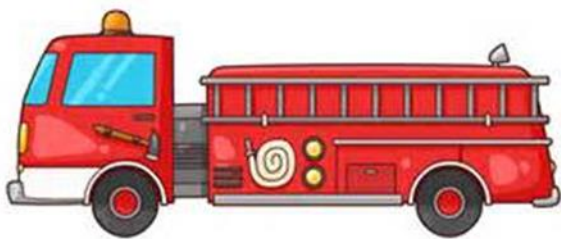
Bell rings when there is a fire

Children are sitting on the floor, leaning back propped on elbows or hands while "clapping" with their feet. # of "claps" can be # of times bell rings.



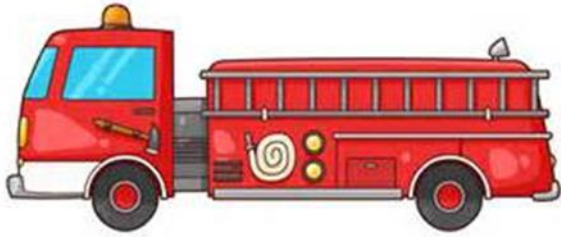
Rushing down fire pole

----- To slide the pole, children stand on tiptoes and then squat down. They do this for as many times as the # of firemen.



Firemen run to trucks

----- As the firemen run to their trucks, have the children run in place, while counting to the same # as the # of firemen.



Truck driving to fire

-----Children are in crab position, stomping with their feet and counting (# is distance or time it takes to get there).

4) At the fire:



Fireman putting out fire

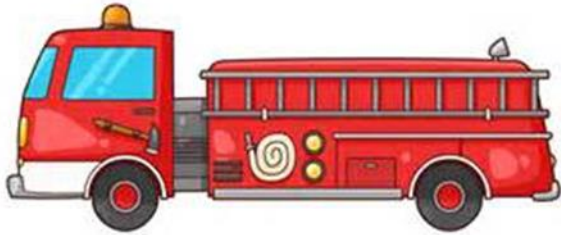
-----Children lay on their stomachs clasping hands together to form a "hose". Then lift clasped hands up off floor to put out the fire. They count the # (time it takes to put out the fire).



Raise ladder to rescue people from building

-----Children sit on floor with legs straight (long sit). They prop on elbows or hands while raising legs up & down. They do this for the same # as the # of people being rescued.

5) Returning to the fire station



-----Children assume crab position and stomp feet to "drive" back to the station. They count the # for the distance or time it takes to "drive".

6) At the fire station



-----Children assume "down dog" position and hold position for # of barks.



©yayayoyo * illustrationsOf.com/1095333

Time to go back to school - end of trip! -----Children sit on floor and prop on elbows or hands "pedaling" with their feet.

The End!